

## BECOMING A MASTER'S DEGREE IN BIOLOGY

This survey was conducted from 9<sup>th</sup> December 2020 to 18<sup>th</sup> January 2021 toward 352 graduates (graduates from 2011, 2016, 2019 and 2020). The response rate is 56 %. The graduates have been surveyed respectively 10, 5, 2 and 1 year after their graduation.

To ease the reading, results are shown in the order of the questions asked.

Finally, a summary of the data available is shown under point nr. 8.

### 1. The Master of Science Degree obtained

| Name of the grade   | Master BEC <sup>a1</sup><br>BEC-BEE <sup>a2</sup><br>BEC-CEE <sup>a3</sup><br>BEC-GEE <sup>a4</sup> | Master MB <sup>b</sup> | Master GBE/MLS <sup>c</sup> |
|---------------------|---|------------------------|-----------------------------|
| Year of graduation  | 2011 + 2016 + 2019 + 2020   |                        |                             |
| Number of responses | 52  | 94                     | 50                          |

<sup>a1</sup> Master BEC: Master of Science in Biologie Evolutive and Conservation / Behaviour Evolution and Conservation

<sup>a2</sup> Master BEC-BEE: Master of Science in Behaviour Evolution and Conservation, Behaviour, Economics and Evolution specialization

<sup>a3</sup> Master BEC-CEE: Master of Science in Behaviour Evolution and Conservation, Computational Ecology and Evolution

<sup>a4</sup> Master BEC-GEE: Master of Science in Behaviour Evolution and Conservation, Geosciences Ecology & Environment

<sup>b</sup> Master BM: Master of Science in Medical Biology

<sup>c</sup> Master GBE / MLS: Master of Science in Génomique and Biologie Expérimentale / Molecular Life Sciences

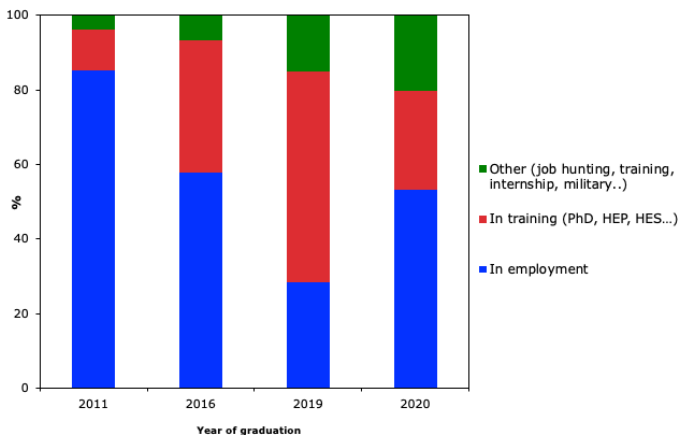
### 2. Current situation of the graduates

|  | Number     | %          |
|--|------------|------------|
| <b>In training</b><br>- PhD (56)<br>- Bachelor HEU (1)<br>- FAMH (2)<br>- HEP – Master enseignement (4)<br>- Master HEU Law (1), Medicine (2), History (1), Theater / acting (1)<br>- Others (2) | 70         | 36         |
| <b>In employment</b>   | 100        | 51         |
| <b>Other</b> (job hunting, training, internship, military, volunteer ...)  | 26         | 13         |
| <b>Number of responses</b>   | <b>196</b> | <b>100</b> |

#### Lexique

FAMH: Foederatio Analyticorum  
Medicinalium Helveticorum  
HEP: Haute Ecole Pédagogique  
PhD: Doctorat ès sciences de la vie  
HEU: Haute école universitaire  
HES: Haute école spécialisée

### 3. Current situation of the graduates – per year



➔ The employability rate of graduates increases over the time.

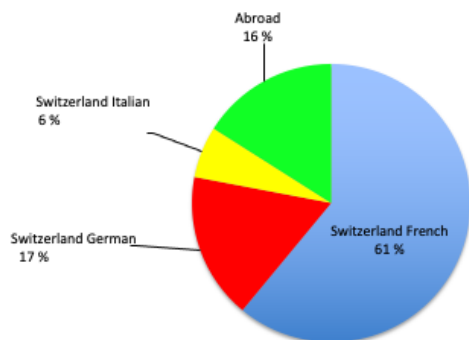
Only 25% of the graduates “2020” have chosen to continue their education. This is lower than in previous years (about 50%).

#### 4. Sector of activity in the current job of the graduates in biology

| Business sector in the current job   | Number     |
|--|------------|
| Haute Ecole Universitaire (Uni, EPF) ou Haute Ecole Spécialisée (HES)                                | 26         |
| Teaching : secondary I or II, specialized, school management   | 7          |
| Private industry : biotechs, agrifood, pharma, chemistry   | 32         |
| Private services : banks, insurances, tourism, IT, advertising, consulting                           | 12         |
| Public services (if not mentioned in other areas) : Federal administration, "cantonale", "communale" | 6          |
| Information : newspapers, radios, TV   | 1          |
| Health : hospital, drugstore, analysis laboratory, hospital management                               | 9          |
| Culture : library, documentation, archives, museum, monuments  | 0          |
| Pedagogy, education, social services (advices, mediation, social work, orientation)                  | 2          |
| Agronomy and forestry : farm, crop, forrest  | 0          |
| Associations - Organizations (work association, international organizations/cultural)                | 5          |
|  | <b>100</b> |

→ Most of the graduates in biology work in the area of Science.

#### 6. The workplace of the graduates



→ Most of the biologists (61%) who responded to the survey are employed in the French part of Switzerland.

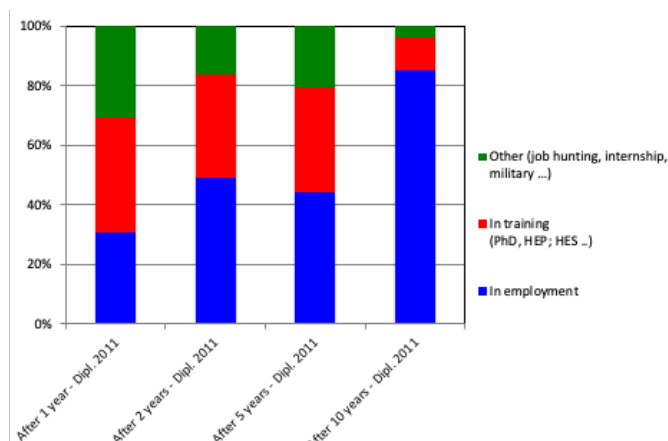
#### 5. Adequacy of the current position with the followed training

→ Of the 100 active graduates, 77 consider the position they hold to be in line with their training. (77% of satisfaction)

#### 7. Main language used by the graduates in their professional activities

|         | Number | %  |
|---------|--------|----|
| English | 52     | 52 |
| French  | 37     | 37 |
| German  | 5      | 5  |
| Italian | 5      | 5  |
| Other   | 1      | 1  |

#### 8. Summary of available data (Surveys 2012, 2013, 2016 and 2021)



The data collected over the 10 past years allows us to draw up a record of the professional situation of our graduates in 2011, one, two, five and ten years after graduation.