

## BECOMING A MASTER'S DEGREE IN BIOLOGY

This survey was conducted from 19<sup>th</sup> December 2022 to 30<sup>th</sup> January 2023 toward 410 graduates (graduates from 2008, 2013, 2018, 2021 & 2022). The response rate is 52 %. The graduates have been surveyed respectively 15, 10, 5, 2 and 1 year after their graduation.

To ease the reading, results are shown in the order of the questions asked.

Finally, a summary of the data available is shown under point nr. 8.

### 1. The Master of Science Degree obtained

Name of the grade	Master BEC <sup>a1</sup> BEC-BEE <sup>a2</sup> BEC-CEE <sup>a3</sup> BEC-GEE <sup>a4</sup>	Master MB <sup>b</sup>	Master GBE/MLS <sup>c</sup>
Year of graduation	2008 + 2013 + 2018 + 2021 + 2022		
Number of responses	67	91	57

<sup>a1</sup> Master BEC: Master of Science in Behaviour Evolution and Conservation

<sup>a2</sup> Master BEC-BEE: Master of Science in Behaviour Evolution and Conservation, Behaviour, Economics and Evolution specialization

<sup>a3</sup> Master BEC-CEE: Master of Science in Behaviour Evolution and Conservation, Computational Ecology and Evolution

<sup>a4</sup> Master BEC-GEE: Master of Science in Behaviour Evolution and Conservation, Geosciences Ecology & Environment

<sup>b</sup> Master MB: Master of Science in Medical Biology

<sup>c</sup> Master GBE / MLS: Master of Science in "Génomique et Biologie Expérimentale" / Molecular Life Sciences

### 2. Current situation of the graduates

	Number	%
<b>In employment</b>	114	53
<b>In training</b> - PhD (52) - HEP – Master of teaching (2) - "Passerelle médecine" (1) - Other / no answer (1)	56	26
<b>Other</b> (job hunting, training, internship, military, volunteer ...)	43	20
<i>No answer</i>	2	1
<b>Number of responses</b>	<b>215</b>	<b>100</b>

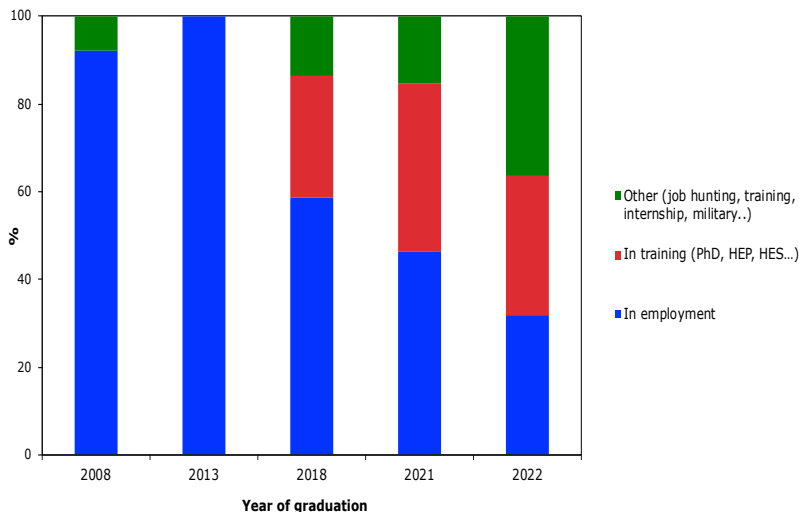
#### Lexique

HEP: Haute Ecole Pédagogique

HES: Haute Ecole Spécialisée

PhD: Doctorat ès sciences de la vie

### 3. Current situation of the graduates – per year



➔ The employability rate of graduates increases over the time.

#### 4. Sector of activity in the current job of the graduates in biology

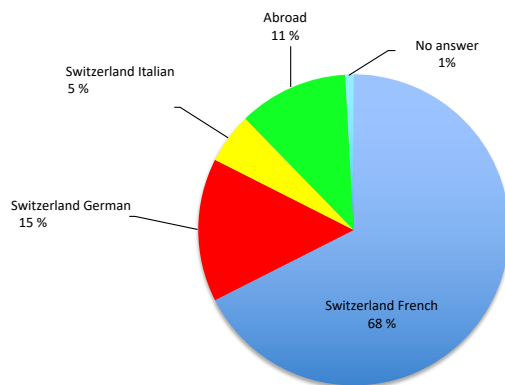
Business sector in the current job	Number	%
University (Uni, EPF) or University of Applied Sciences and Arts (HES)	23	20
Education : Secondary I and II level, specialized, school administration, social services	14	12
Education, psychology, social services (advice, orientation, mediation, social work...)	2	2
Private industry : biotech., food, pharmaceutical, chemistry	27	24
Private services : regulatory, business, banks, insurance, tourism, IT, advertising, engineering and/or advice	11	10
Public services: Federal administration, "cantonale", "communale"	2	2
Information : newspapers, radios, TV	1	1
Health : hospital, pharmacy, hospital administration, analysis laboratory	11	10
Culture : library, documentation, archives, museum, monuments	6	5
Agronomy and forestry: farm, crop production, forestry sector ...	2	2
Associations - Organizations (professional associations, international/ cultural organization)	9	8
Other	1	1
No answer	5	4
	114	100

→ Most of the graduates in biology work in the area of science.

#### 5. Adequacy of the current position with the followed training

→ Of the 114 active graduates, 84 consider the position they hold to be in line with their training. **(74% of satisfaction)**

#### 6. The workplace of the graduates

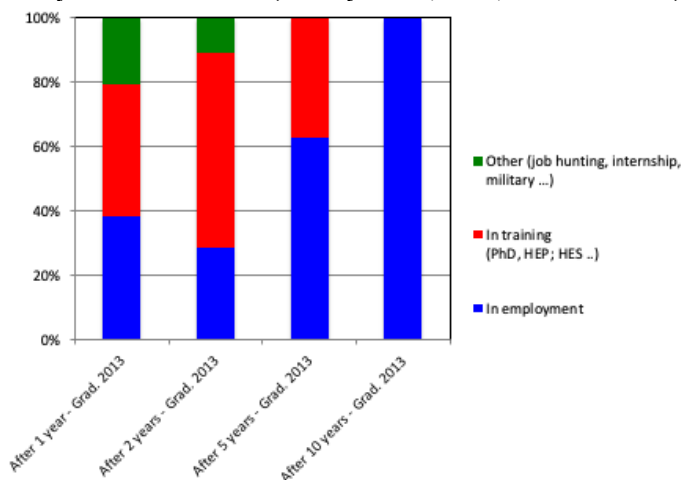


→ Most of the biologists (**68%**) who responded to the survey are employed in the French part of Switzerland.

#### 7. Main language used by the graduates in their professional activities

	Number	%
French	51	45
English	49	43
German	7	6
Italian	5	4
Other	2	2

#### 8. Summary of available data (Surveys 2014, 2015, 2018 and 2023)



The data collected over the 10 past years allows us to draw up a record of the professional situation of our graduates in 2013, one, two, five, and ten years after graduation.