

BECOMING A MASTER'S DEGREE IN BIOLOGY

This survey was conducted from 19th December 2022 to 30th January 2023 toward 410 graduates (graduates from 2008, 2013, 2018, 2021 & 2022). The response rate is 52 %. The graduates have been surveyed respectively 15, 10, 5, 2 and 1 year after their graduation.

To ease the reading, results are shown in the order of the questions asked.

Finally, a summary of the data available is shown under point nr. 8.

1. The Master of Science Degree obtained

Name of the grade	Master BEC ^{a1} BEC-BEE ^{a2} BEC-CEE ^{a3} BEC-GEE ^{a4}	Master MB ^b	Master GBE/MLS ^c
Year of graduation	2008 + 2013 + 2018 + 2021 + 2022		
Number of responses	67	91	57

^{a1} Master BEC: Master of Science in Behaviour Evolution and Conservation

^{a2} Master BEC-BEE: Master of Science in Behaviour Evolution and Conservation, Behaviour, Economics and Evolution specialization

^{a3} Master BEC-CEE: Master of Science in Behaviour Evolution and Conservation, Computational Ecology and Evolution

^{a4} Master BEC-GEE: Master of Science in Behaviour Evolution and Conservation, Geosciences Ecology & Environment

^b Master MB: Master of Science in Medical Biology

^c Master GBE / MLS: Master of Science in "Génomique et Biologie Expérimentale" / Molecular Life Sciences

2. Current situation of the graduates

	Number	%
In employment	114	53
In training - PhD (52) - HEP – Master of teaching (2) - "Passerelle médecine" (1) - Other / no answer (1)	56	26
Other (job hunting, training, internship, military, volunteer ...)	43	20
<i>No answer</i>	2	1
Number of responses	215	100

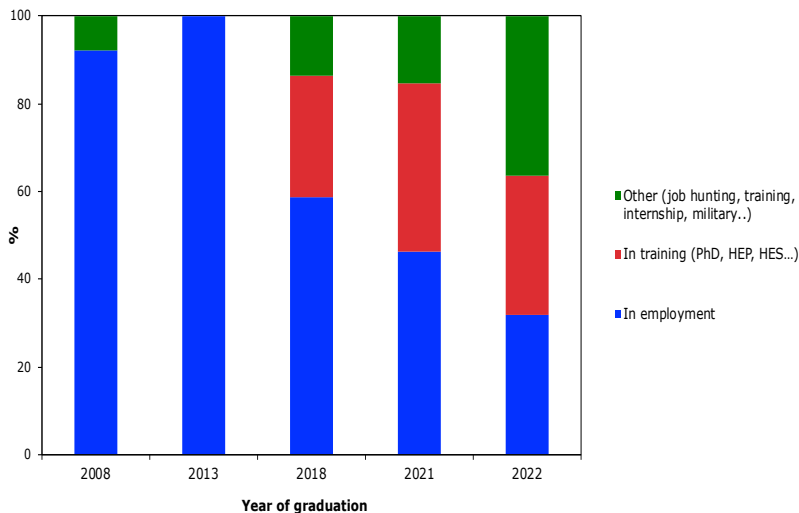
Lexique

HEP: Haute Ecole Pédagogique

HES: Haute Ecole Spécialisée

PhD: Doctorat ès sciences de la vie

3. Current situation of the graduates – per year



➔ The employability rate of graduates increases over the time.

4. Sector of activity in the current job of the graduates in biology

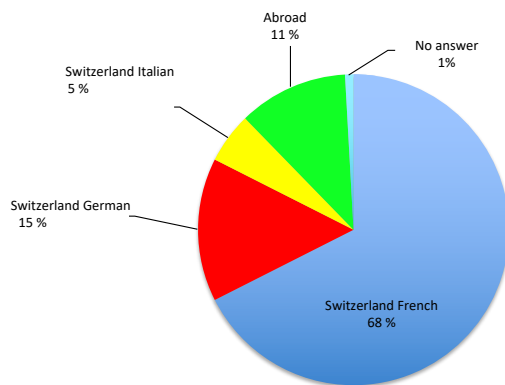
Business sector in the current job	Number	%
University (Uni, EPF) or University of Applied Sciences and Arts (HES)	23	20
Education : Secondary I and II level, specialized, school administration, social services	14	12
Education, psychology, social services (advice, orientation, mediation, social work...)	2	2
Private industry : biotech., food, pharmaceutical, chemistry	27	24
Private services : regulatory, business, banks, insurance, tourism, IT, advertising, engineering and/or advice	11	10
Public services: Federal administration, "cantonale", "communale"	2	2
Information : newspapers, radios, TV	1	1
Health : hospital, pharmacy, hospital administration, analysis laboratory	11	10
Culture : library, documentation, archives, museum, monuments	6	5
Agronomy and forestry: farm, crop production, forestry sector ...	2	2
Associations - Organizations (professional associations, international/ cultural organization)	9	8
Other	1	1
No answer	5	4
	114	100

→ Most of the graduates in biology work in the area of science.

5. Adequacy of the current position with the followed training

→ Of the 114 active graduates, 84 consider the position they hold to be in line with their training. (74% of satisfaction)

6. The workplace of the graduates

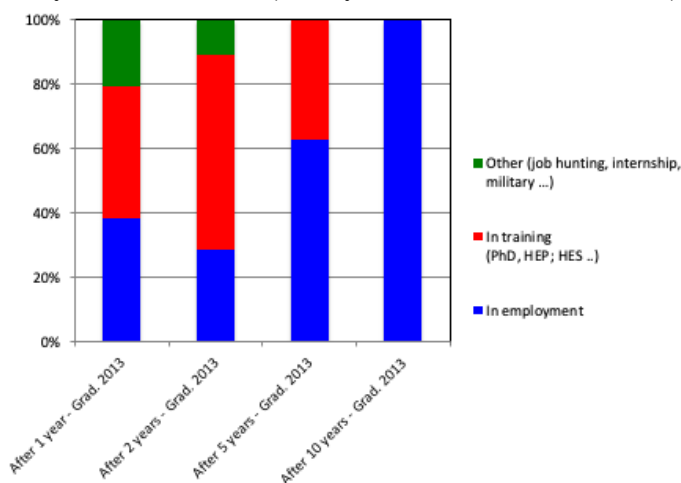


→ Most of the biologists (68%) who responded to the survey are employed in the French part of Switzerland.

7. Main language used by the graduates in their professional activities

	Number	%
French	51	45
English	49	43
German	7	6
Italian	5	4
Other	2	2

8. Summary of available data (Surveys 2014, 2016, 2018 and 2023)



The data collected over the 10 past years allows us to draw up a record of the professional situation of our graduates in 2013, one, two, five, and ten years after graduation.